

TransWorld Energy

227 W. Airtex Blvd.

Houston, Tx. 77090

September 23, 2002

Phone: (281)876-9200

Fax: (281)876-9216

Web-Site: altenergy-pro.com

E-mail donsm1@earthlink.net

Dear Reader:

TransWorld Energy is dedicated to improving the Human Condition in the Field of Energy which at the same time makes possible Healthy Water and increases the Food Supply. A never ending source of energy found throughout the universe is easily accessed with the minimum of effort and cost. The technology for doing this has been around since the 1820's. Selfish special interest has made sure that the technology remains discredited. People who control the Energy Sources control the World.

Extensive research and development by TransWorld and Associates has been progressing for more than 15 years. Numerous successful Energy Producing Devices have been produced and demonstrated throughout the World. Some of these can be viewed by the Web Site located at all major search engines (Such as Lycos, Yahoo, Altavista, NorthernLight and more than 2,000 others throughout the World).

The Book which You are viewing has more than 40,000 copies in circulation. It has been translated and distributed in all major languages including Japanese, Arabic, Portuguese, French, Italian, Russian, Chinese, German, Spanish and many more. There are seven editions in circulation. An enormous interest is evident in the subject matter. An average of fifty e-mails per day from the ends of the Earth (about 1,500 per month).

Once the Web Site and the book are viewed, it will become evident that abundant, self sustainable energy is available every where for the taking. This is natural energy which does not harm the environment or those using it. The proper Device for Collecting is all that's required.

The Good News is that the problem is solved and with assistance an ultimate source of energy that is environmentally benign, in abundance throughout the universe and inexpensive to capture is there for the taking.

Thank You for your consideration

Donald L. Smith, CEO

MEM

Electrical Energy Generating System

Description and Function:

Generation of Electrical Power requires the presence of electrons with various methods of stimulation, yielding magnetic and electrical impulses, collectively resulting in Electrical Energy (Power). In place of the mechanical - coils and magnet system, present in conventional electrical power generation, visible moving parts are replaced by resonate magnetic induction, using radio frequency. Transfer of energy by resonate induction is related to the ratio of the square of the cycles per second.

The Energy System, here presented, operates at millions of cycles per second verses the conventional 60 C.P.S.'s. This tells us that it has a size advantage over conventional methods. The same advantage applies to the amount of electrical energy output. Therefore the Device is small in size and produces large amounts of Electrical Energy. The Electrons acquired are from the surrounding Air and Earth Groundings, being the same source as in conventional methods. This is accomplished by magnetic resonate radio induction.

Applications:

This Electrical System adapts nicely to all Energy Requirements. It is a direct replacement to all now existing Energy Systems. This includes such things as Manufacturing, Agricultural, Home Usage, Office Complexes, Shopping Centers, Rail Transportation, Automobiles, Electrical Power Grids, Municipalities, Subdivisions, and Remote Areas. Briefly, only the imagination is the limiting factor.

Economic Possibilities:

No Historical Reference Point exist for a comparison of the Possibilities of this System. One can see from the impacted applications listed above that the magnitude exceeds any known invention, presently a part of the Human Experience.

Present and Future Plans:

The Energy System has been in the developmental stage during the past seven years. It is Patent Pending # 08/100,074 with the Patent Office. No prior art exist based on the Patent Office response. The System is presently being introduced into the World Market.

Useful energy occurs as the result of imbalances of ambient and is a transient phenomena. In the electrical field it is a closed system subject to heat death, which severely limits its utility. The flip side of the electron produces magnetic waves which are an open system, not subject to heat death. These waves being unrestricted are the universal source of energy. When resonate unlimited duplicates from this one source are available. Therefor the key to unlimited energy is Magnetic Resonance. In order to understand this requires putting a stake through the Heart of Antique Physics. Nonlinear and Open Systems are universally available in Magnetic Resonance Systems, Explosions of any sort [includes Atomic] Combustibles of any type. Mechanical equivalents would be levers, pulleys and hydraulics. A highly obvious example is the Piano where the Key impacts the one note giving one sound level, which resonates with it's two side keys providing a much higher level. Magnetic Resonance Energy clearly amplifies it's self demonstrating more energy out than in.

Ohmic resistance does no apply to Magnetic Resonance which travels unrestricted for great distances, therefore multitudes of electrons are disturbed, who's back spin translates magnetic into usable electric energy. The right angle component of the magnetic flux provides - translates into useful electrical energy. Taken at right angle the Magnetic Dipole provides an unlimited source of electrical energy. The writer recognized world wide for his knowledge and experience. See his Web Site at altenergy-pro.com .

Gravity is a function of spin phenomenon as observed in gravity separation of liquids. When spun, milk and cream separate. Therefore, relative specific gravity is a function of mass versus spin. Magnetic fields and gravity are both spin-related. In part, spinning a top levitates when spun. Therefore, spinning magnetic fields are a functional motor source, as in flying saucers.

ABSTRACT: Technology of New Energy:

Developments in understanding of Electricity and Materials not previously available allows construction of Devices which collect energy from the Earth's Ambient Electrical Background in large quantities. This Energy is naturally occurring, is environmentally benign and available everywhere. It's available where ever and whenever required. New Devices use Resonate Magnetic Waves which replicate upon spinning the locally present electrons, providing multiple duplicate copies of the Energy Present. Each electron when spun yields both magnetic and electric waves in equal proportion. The electrical component is a closed system limited by Ohms Law. The magnetic component is an open system not limited and replicates multiple copies of the energy present. Special materials and recent development allow the magnetic energy to reproduce through resonance, unlimited duplicate copies, acquired from the ambient background. These Devices harvest the energy that has and is always present universally. Conventional methods consist of coils and magnets systems. Upon moving past each other, the magnetic flux field disturbs electrons which yield electricity, which is collected by the coils system. This is accomplished electronically with the new technology, with out moving parts and the energy is multiplied such that the Device becomes self sustaining once started. This Technology as previously presented World Wide will be shown at the the Conference.

Dr. Smith

www.altenergy-pro.com

e-mail donsm1@earthlink.net

Putting a stake through Heart thus removing the mental block put there by antique physics is required. Conditions where in this becomes necessary are none linearity, resonance and explosions of any sort.

Combustibles of any sort such as gasoline and atomic explosions are good examples where in more energy out than in, is obvious. You can add to that nonlinearity found in pulleys, hydraulics steam power and such.

Magnetic resonance is highly obvious source for multiplying energy out. The sound system present in the piano demonstrates this very clearly. Energy amplification clearly present in the above demonstrates the silliness attested to by many Physicist.

Ohmic resistance does not apply to magnetic resonance which travels unrestricted for great distances, therefore multitudes of electrons are disturbed, whose back spin translates from magnetic to usable electric energy. These same electrons have been around from the beginnings, undiminished and remain so until the end of time.

ELECTRICAL ENERGY SYSTEMS PREFACE


Useful Electrical Energy is obtained directly from electron spin induced by incoming magnetic waves or indirectly through mechanical exchange as in dynamo type devices. Simply put electron spin converts from magnetic to electrical energy and vice versa. Nature for free provides grand scale magnetic wave induction through out the universe. In Electrical Systems movement is at right angle to the direction of current movement. This explains the rotary movement of the Earth and other related Systems. The rate of Spin for the Earth is known as well as the mass (5.98×10 to the 24 th. kg)* therefore the amount of Electrical Energy incoming which produces this action can be calculated. It can be easily be seen that the incoming magnetic wave energy is Vast and Continuous. As an accretion mass, the Earth is an Energy Sink, getting it's energy from elsewhere, being Cosmic, Galactic and Solar.

Conversion of incoming magnetic waves into electrical energy provides an unending, inexpensive and environmentally friendly source available to all. Cosmic and Galactic Energy is available twenty four hours per day. Large amounts of this Energy accumulates in the Earth's radiation belts. This Giant Energy Storage, when properly understood provides a major source of free unending electrical energy. One of My Inventions plugs into this vast energy source.

A perverse Intentional Ignorance on the part of the Establishment prevents recognition of the importance of the Energy Systems herein. Any new system favorable towards the masses is considered as disruptive and therefore not allowed. Those who have the (Gold) Energy Rule (Golden rule) Mandated Destruction of all Humanity is not a consideration..

This Presenter will remove some of the Fog placed with intent of preventing the recognition of this unending, environmentally clean electrical energy Source, present throughout the Universe. The Cost of Harvesting and Using this Free Energy is a function of Human Stupidity.

* "Physics for Scientist and Engineers", Raymond A. Serway, Saunders College Publishing, Second Edition, page 288, Table 14.2



RESONANCE CIRCUITS DEMO

Used to demonstrate electromagnetic radiation between two L/C circuits - one a transmitter and the other a receiver. When the 1.5 volt power transmitter is pulsed, the radiated signal is picked up by the remote receiver circuit which then lights up a 70 volt neon lamp.

With this apparatus, the student quickly understands some basic principles governing wireless communication, broadcasting, etc.

8486 \$49.95

The SCIENCE SOURCE
WALDOBORO, MAINE 04572

(207) 832-6344

P.O. BOX 727




Figure 1

Diagram of transmitter and receiver coils.

ULTIMATE ENERGY SOURCES

A human is a speck of dust on Earth, the Solar System is a speck of dust in the Galaxy and in turn it's a speck of dust in the Universe (Cosmos). All of these respectively represent vast ambient energy reservoirs. Awareness of the Sun opens doors into other energy sources. Electromagnetic Energy present everywhere throughout the Universe is accessed by catalytic activity, directly as in Solar Cells or indirectly as by mechanical means. When Resonate, Magnetic Waves (Faraday's Action at a Distance) allows Energy Activation Transfer to remote points of usage. Capture and use of this Energy is optional as to Method and therefore it's cost (Free Energy) is a function of Human Stupidity.

Direct access is more desirable and technology transfer from Solar Cell type Devices provides the Catalyst. Enormously high Ambient Energy Levels are not detected by instruments that use the Ambient Background as a Reference Plane. A spoon full of water lifted from the Ocean does not define the Ocean. Incoming magnetic waves are reflected, Deflected or absorbed. Deflected Magnetic Waves spin electrons sideways producing useful Electrical Energy. Absorbed Wave Energy produces heat, therefore a hot interior for the Earth. In Electrical Systems physical movement is in the direction of current flow, frictional drag from inflow current defines gravity. Accretion masses resulting from Energy Sinks provides all solid entities with their respective gravitational effect.

Increasing the tolerance level for Intellectual Awakening opens Doors of Reality. These doors blink into and out of existence and upon recognition benefit Mankind. Opening some of these Doors, presently seen through a deep fog is our purpose. Exploring Unrecognized Energy Sources, being a Part of the Ambient Background is another goal. Available Instruments do not use reference planes which allow recognition as we shall see, vast Energy Sources that totally surround and are available through Technology Transfer. They are inexpensive (Free), fully self renewable and environmentally benign.

Incoming Magnetic Wave Energy with Faraday's action at a distance will be looked at closely. Particle Physics will be left for the Astrophysics. Excited Electrons at point "A" the Sun (includes the Galaxy and Cosmos) do not travel to point "B" the Earth, however a corresponding action occurs at point "B". The Electrons being disturbed at the Central Power Plant in the same manner excite the Electrons at Your House, upon switching into an Earth grounding (known as flipping the switch). Correspondingly there are Four Major Power Sources providing enormous amounts of Ambient Background Magnetic Wave Energy. They are The Cosmic, Galactic, Solar and Earth's Ambient Electromagnetic Backgrounds. The Earth's Electromagnetic Field comes from reflection, deflection and absorption as a result of action at a distance from the above.

Prescription Physics mandates that the Earth's background is of little interest. When we have Considered the evidence herein, it will become obvious that Special Interest's effort

at keeping the People ignorant has until now largely succeeded.

Information for the entire World is available regarding the Magnetic Flux Background of the Earth's Surface (United State's Geological Survey, Colorado, USA, Office). When examined and properly understood, these Maps yield important information regarding reflection, deflection and absorption of incoming Magnetic Waves, plus action at a distance. When properly understood, these Maps yield a very large Ambient Electromagnetic Energy Source. This is the Part of the Earth's Energy System that relates to the Bird on the High Voltage Line. When deflected, magnetic flux from electrons changes to electrical flux, providing the Motor System that spins / rotates the Earth. Physical movement by electrical systems is from inflow current movement. What level of current movement is required to spin the Earth? The Earth's Mass is 5.98×10^{24} kg, Page 288, "Physics for Scientist & Engineers, 2 ed., Edited by Raymond A. Serway, Pub. Saunders, USA. From this Information the Watts of Electricity Required may be calculated! Absorbed microwave flux energy heats from the inside out, therefore a hot interior for the Earth. Water is strongly diamagnetic and ocean waves present on windless days provide visible Proof of the overhead incoming magnetic flux. From above the Earth's weight and rate of spin allows the calculation of the amount of incoming ambient background energy required. As You can see it is not inconsequential as Prescription Physics mandates.

Astrophysicist are concerned with charged particles that whiz by once every one hundred years, rather than Wave Phenomenon associated with action at a distance. This highly Active Wave Energy translates into Electrical Energy at point "B". The Galaxy is alive With Energy, being billions of times greater than that of the Sun. Visible Light is a very tiny part of the Electromagnetic Energy Spectrum. Frequencies present in the Galaxy and Cosmos allows Radio Telescope photographs of their existence and magnitude. One such photograph at 408 MHz of the Electromagnetic Energy Spectrum is here presented. The Earth is a tiny speck of dust in this Enormous Ocean of Energy, near the left end of the Central High Energy Area. A second Radio Telescope photograph comparing the filtered images is presented.

This Energy extends in all directions. Accretion and formation of Planets, Suns and Galaxies are results of energy sinks and variable sized black holes. Mass retains heat And is cooked from the inside out by the microwave back ground provided by the Universe. Flux movement into energy sinks provides the frictional force know as gravity. Spinning mass in the presence of incoming flux amplifies the gravitational effect.

At present only Solar Energy is recognized. It is inconsistent, flaky and a very small Part of the Magnetic Wave Energy Present. Technology Transfer from Solar Power provides uncomplicated and inexpensive, direct access to the Other Greater Energy Sources. All Electromagnetic Energy harvesting methods include a Catalyst, a Collector and a Pump. Catalyst include sensitization through doping with certain

elements, air and earth groundings. Collectors include temporary storage as in Capacitors, Coils and Transformers. The Pump System Includes induced movement onward to point of use. Conventional rotating coils and magnet systems activate electrons present, such that action at a distance can occur, therefore it is an energy activation pump. In Direct Access Systems such as Solar Cells, the same occurs without mechanical action. Direct access occurs when Magnetic Waves impact a catalyst, spinning the local electrons sideways, producing useful electrical energy.

Indirect acquisition of electrical energy by mechanical means is wasteful, troublesome, expensive and degrades the environment. The dynamo is a combination collector and pump of energy which is collected from the Earth's Ambient Energy Background. Generators do not make electricity, they collect it from the Ambient Background and forward it, as in Faraday's action at a distance. Energy Conservation Laws related to the systems herein relate to gray areas and when understood are excluded because of existence of External forces, open and nonlinear systems a la Einstein. The Knowledge Base just viewed provides a Direct Understanding of the Requirements for Harvesting of unending fully renewable, environmentally benign Sources of Electrical Energy.

Magnetic Resonance Power System Suggestions for Construction

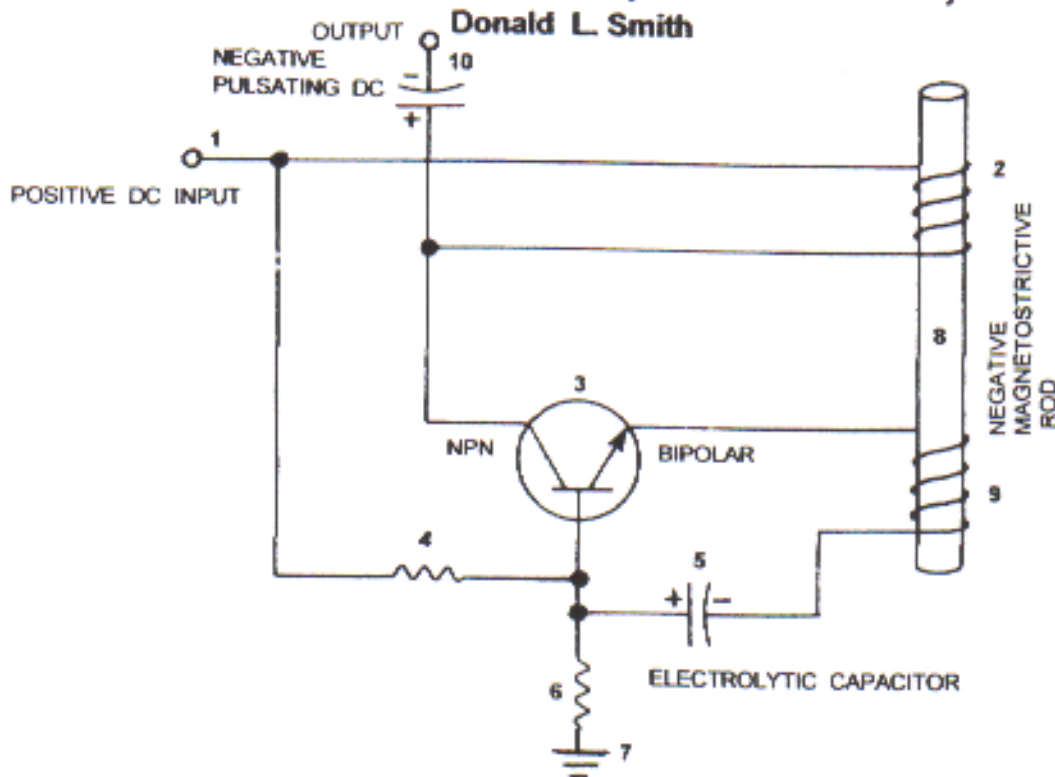
This is the Basic Sonar Power System which permits submarines to see approximately 50 miles distance. What is not commonly known is that it works better at higher frequencies into the Gigahertz. Any Device that can radiate 50 miles plus is producing an enormous electromagnetic disturbance from a small input into a rod of magnetostrictive material. Disturbing the Earth's Ambient Background plus the strong dipole being produced turns the magnetostrictive rod into a combination receiving antenna and a vastly superior output transformer.

The Drawing is only the Key Unit. A power input module and an output inverter circuit (diode bridge plus output transformer) is required. The metal core and wire size of the output transformer plus adjusting the Earth Grounding of the Load will determine the Amperage.

The Ideal rod material is Terfenol-D (check the internet). However a 1 ½" D and 10" L cost over \$5,000. Each. Less expensive alternates are obvious. In construction use PVC tubing with removable caps. Wind the coils on it and insert the experimental rod. Use magnetostrictive material only.

When You get it right You will have exactly what the Doctor ordered.

Magnetic Resonance Power System for Water Systems



Magnetostriction oscillators work by magnetic resonance in a rod of magnetostriction material*. This rod serves two purposes, It vibrates at frequency of resonance oscillation, and becomes the feedback transformer. Frequency is determined by items 4, 5, 6 and 8. The diameter, length and volume of the rod and output windings determines the output. Item #2 provides feed back into the system. Negative magnetic character of item #8 plus the windings #2 in reaction to the magnetic flux field provided by #9, increases (amplifies - magnifies) the output. Magnetic permeability is the counterpart of negative resistance. Resonate with negative magnetic resistance it pumps energy from the Earth's ambient background. Magnetic permeability is the ratio of flux density (Earth's B field) to the magnetizing force (H) in oersteds.

* Magnetostrictive materials are piezoelectric in character, have very high resistivity to electrical current flow. Examples are:

1. Permealloy	Negative Magnetic Permeability	>	80,000
2. Sendust	" "	"	30,000 - 120,000
3. Metglas	" "	"	> 200,000
4. Iron with (34%) Cobalt	" "	"	13,000
5. New Technology	" "	"	> 1,000,000

ELECTRICAL ENERGY SYSTEMS METHODS

1. **DIRECT** - Faraday's Action at a Distance from incoming magnetic wave conversion to useful electrical energy. Includes Cosmic, Galactic, Solar and Magnets. Technology Transfer from Solar Cell Technology.

2. **INDIRECT**-Electron Stimulation-Induced Electron Spin Systems
Electron Avalanche Pumping Systems

Primitive, Indirect Conversion from another form of energy.

Coils and Magnet as in Dynamo Systems (Closed Systems).
Chemical Systems, Atomic, Pons & Fleischman and etc.

Advanced , Direct Conversion, Magnetic Wave (Open Systems).

Ambient Sources

Air Core Coil Systems

Gaseous Tube Systems

Solid State Marx Generator Avalanche Type Systems.

Leyden Bottle Capacitor Types inserted in Lakes and other.

Magnet Systems

Electron Beam Antenna Systems

3. TRANSFER MECHANISMS

Solids-as in metal conductors

Gaseous as in radio wave transmission, a form of ionization.

Sensitizing of Systems by use of Trace Doping with

Radioactive elements, includes metal surfaces.

Open Systems, none linear with external forces . Albert

Einstein as a direct quote from his biography states that these are excluded from the conservation of energy laws.

Closed Systems Maxwellian Type Systems. Mathematics are predictable requiring deductive reasoning. Ohm's Law is King and Establishment Intellectuals being comfortable with this brand all else as a violation of the Laws of Nature by obtaining something for nothing. This is Dishonesty grand mal.

AMBIENT ENERGY SOURCES

	<i>RADIATION SYSTEM</i>	<i>DIFFUSION METHOD</i>	<i>MAGNETIC WAVE ENERGY</i>
1.	Cosmic	*	Ultraviolet
2.	Galactic	*	Infrared
3.	Solar	*	Visible Light
4.	Earth	*, **, ***	Earth's Electrical System

* Reflection, Deflection and Absorption

** Faraday's action at a Distance from Magnetic Waves

*** A Composite of from All the Above

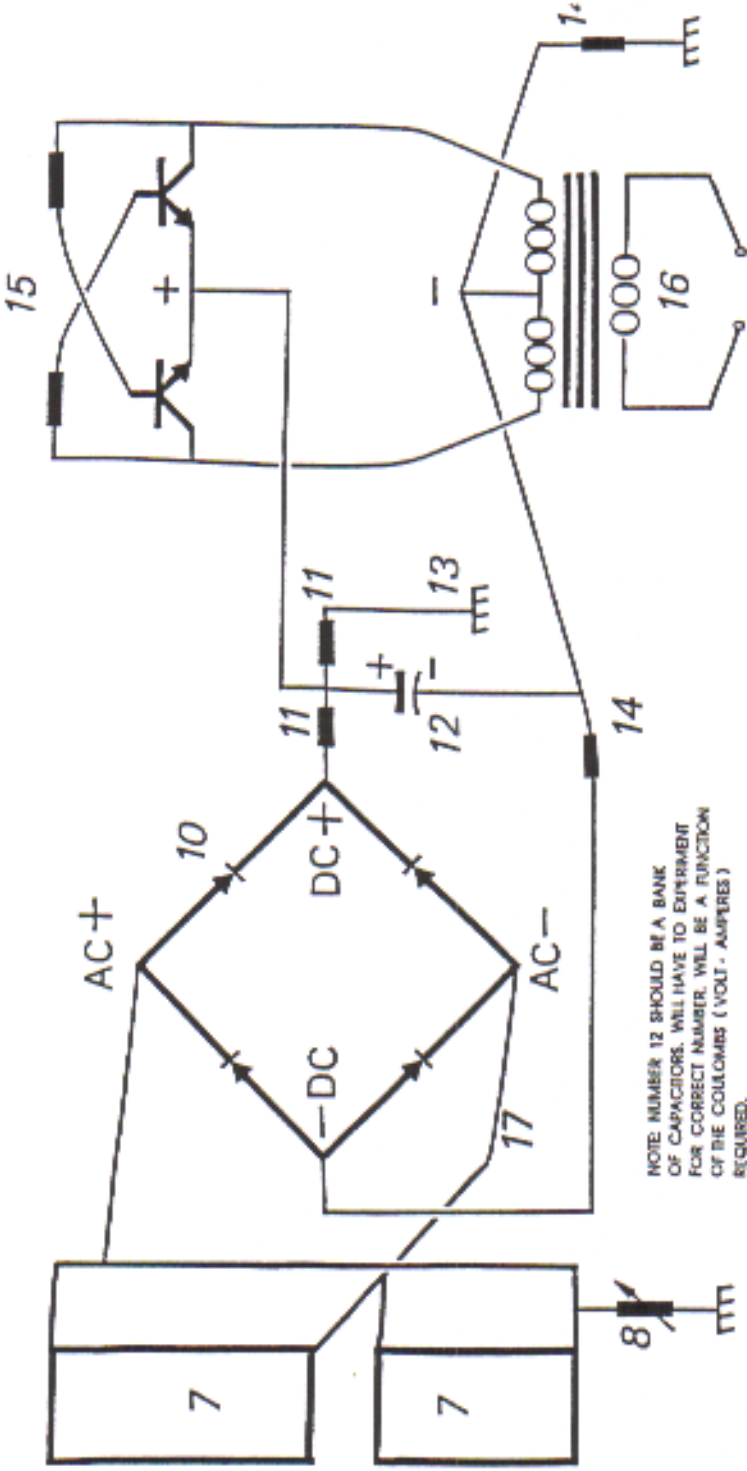
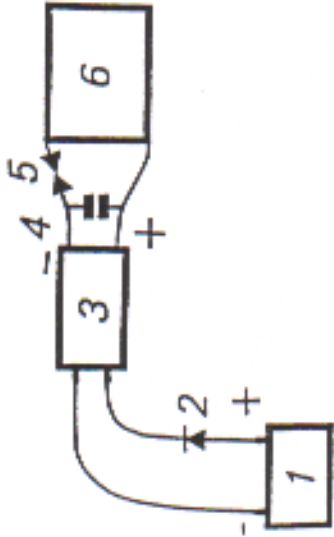
A deep fog pervades the entire Scientific Community with regards to the Significance of the Above Energy Sources. Magnetic Waves convert directly into Electrical Waves (useful electricity). Two sides of the electromagnetic system are always present and never separate. Local electron spin provides (action at a distance) the flip side of the incoming magnetic wave energy.

Enormous amounts of incoming magnetic wave energy becomes a part of the Ambient Background and as such can not be measured directly. Reconstruction from indirect information allows us to establish actual energy levels present. Instruments provided by the Scientific Community measure only point "A" to "B", when both are ambient no potential energy is shown. This is the bird sitting on the million volt power line and sensing nothing approach. The Earth's actual ambient background has as it's Energy level multi Billions of Volts, which are conveniently and obviously ignored by the scientific community. When properly understood this enormous, never ending source of environmentally friendly energy becomes available.

ELECTRICAL ENERGY GENERATING SYSTEM

Patent Pending 08 / 100,074

NOTE: IF THE PLUS CONNECTOR (2)
 WERE'S LENGTH IS A WAVE LENGTH
 COMPONENT OF THE L-6 OR L-7 + FREQUENCY,
 THE BATTERY WILL RECHARGE IT'S SELF AT
 THE SAME TIME IT IS BEING USED. TO SEE
 THIS SUBSTITUTE TWO OPPOSING LIGHT
 EMITTING DIODES, THEY SHOW THE
 DIRECTION THE ELECTRONS ARE MOVING,
 DC ELECTRONS OUT AND RADIO FREQUENCY
 ELECTRONS INTO THE BATTERY.



NOTE: NUMBER 12 SHOULD BE A BANK
 OF CAPACITORS, WILL HAVE TO EXPERIMENT
 FOR CORRECT NUMBER, WILL BE A FUNCTION
 OF THE COULOMBS (VOLT - AMPERES)
 REQUIRED.

1. Geigel, 6 or 12 Volt.
2. Diode, Pass. use a Varactor.
3. High Voltage Module, Constituting the L-1 and L-2 Coils.
4. Capacitor, TDK 10.9 Pf., 30 KV.
5. Spark Gap, Small Engine Spark Plug. Gap = .0025 in.
6. Induction Transfer Coil L-3.
7. Induction Receiving Coil L-4.
8. Voltage Control Shunt.
9. Frequency Adjustor, prevents derating by Diode Bridge
10. Diode Bridge, 200 Nanosecond, R.F., > 100 KV.
11. Voltage Divider Circuit, corrects voltage for next stage.
12. Capacitor, electrolytic, smooths out DC + ripple effect.
13. Earth Ground.
14. Voltage Divider Circuit, corrects voltage for Transformer
15. Inverter Circuit, DC + in and 60 CPS to Transformer
16. Output from Transformer to Load (Work).
17. Center Tap